





















































LEGEND

MISC.		PUMPS	
	ORIFICE		CENTRIFUGAL PUMP
	STEAM TRAP		VACUUM PUMP
	STEAM FILTER		POSITIVE DISPLACEMENT PUMP
	SIGHT GLASS		
	VENT CAP		
	DIRECT STEAM INJECTOR		
	VACUUM BREAKER		
	OVER PRESSURE SAFETY VALVE		
	CHECK VALVE		
	STRAINER		
	HUB DRAIN		
	FLOOR DRAIN		
	REDUCER		
	HEAT TRACING AND INSULATION		
	INSULATION		
	CALIBRATION COLUMN		
	HEATING BLANKET UNDER TANK INSULATION		
	TANK INSULATION		
	FLOW CONTROL		
	EXPANSION JOINT		
	AIR ELIMINATOR		
	1/2\" data-bbox="524 61 543 113"/>		
	PIPING HEADER		
LINE TYPES		ACTUATOR TYPE	
	VAPOR		ON - OFF AIR ACTUATOR
	STEAM		MODULATING AIR ACTUATOR
	VENTING		ELECTRIC ACTUATOR
	CHEM		MANUAL OPERATED (1/4 TURN)
	RO PERMEATE		MANUAL OPERATED
	RAW PRODUCT		
	PRODUCT		
	CP		
	DEAERATOR		
	CONDENSATE		
	HOT WATER		
	COOLING MEDIUM		
	POTABLE WATER		
	LUBE OIL		
	DRAIN		
	COMPRESSED AIR		
	FAB EQUIP TAGS		
	OBJECTS		
	NEW - MODIFIED		
	SIGNAL		
	CAPILLARY		
		CUSTOMER CONNECTION POINT	
		CP-###	

COMPONENTS

- FEED BALANCE TANK
- ATE PREHEATER
- RGED CIRCULATION HEATER
- ASH VESSEL
- MECHANICAL VAPOR COMPRESSOR BLOWER
- CONDENSATE COLLECTOR

ED PUMP

CIRCULATION PUMP

PROCESS CONDENSATE DISCHARGE PUMP

NOTES: 1. HIGHLIGHTED (GREEN) LINES AND ITEMS ARE SUPPLIED BY OTHERS (NOT IN CALORIS SCOPE OF SUPPLY).

CONFIDENTIAL

PRELIMINARY

NOTES:

1. HIGHLIGHTED (GREEN) LINES AND ITEMS ARE SUPPLIED BY OTHERS (NOT IN CALORIS SCOPE OF SUPPLY).

PUMPS

PP 01 FEED PUMP

PP 02 RECIRCULATION PUMP

CP 01 PROCESS CONDENSATE DISCHARGE PUMP

MAIN COMPONENTS

FBT 01 FEED BALANCE TANK

PHX 01 PLATE PREHEATER

PH 01 FORCED CIRCULATION HEATER

FV 01 FLASH VESSEL


MVC 01 MECHANICAL VAPOR COMPRESSOR BLOWER

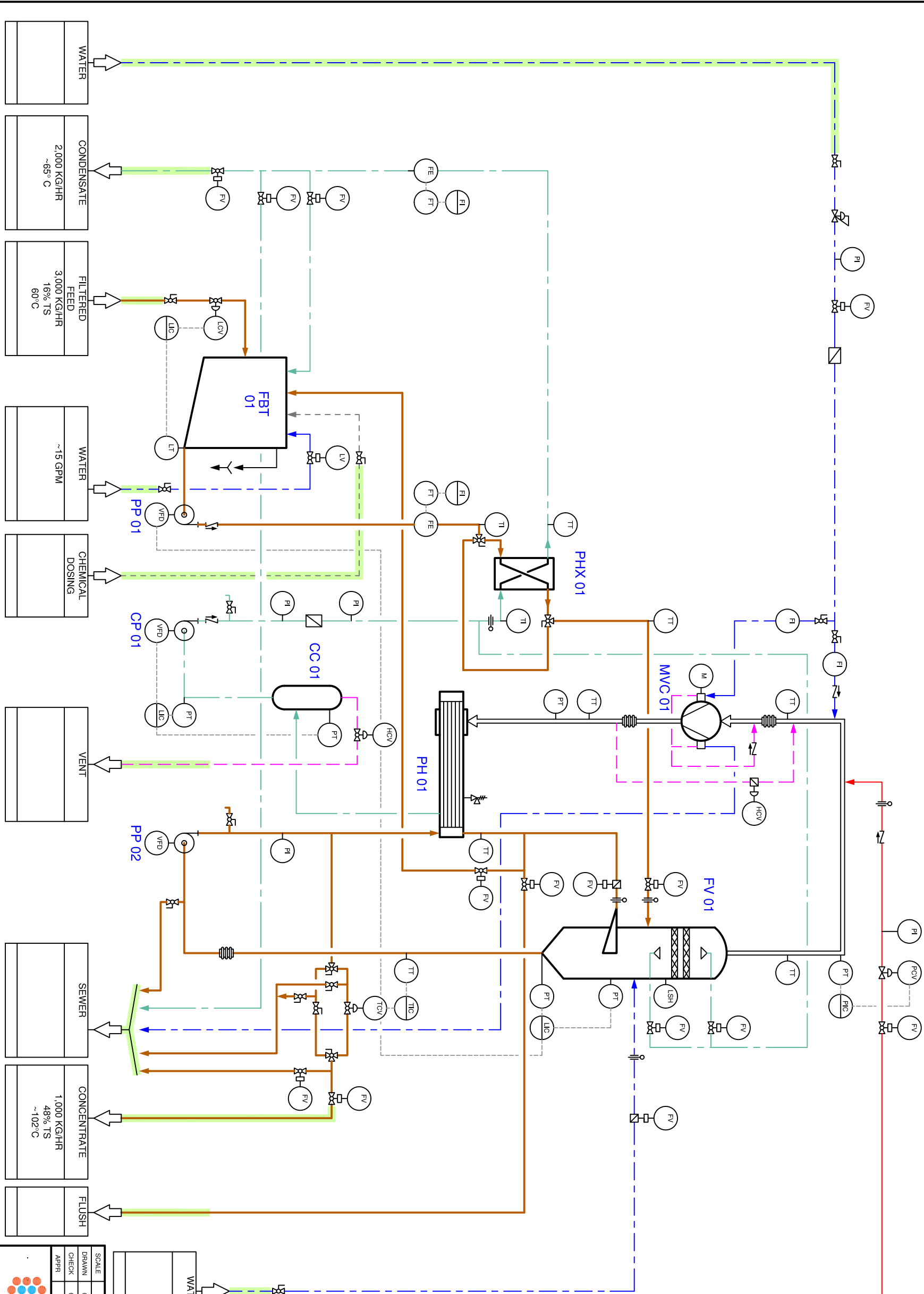
CC 01 CONDENSATE COLLECTOR

PRELIMINARY

CONFIDENTIAL

Confidential Information This document contains proprietary information of Caloris Engineering, LLC and is to be of a confidential nature. All materials contained or referred to herein shall not be disclosed to third parties without prior authorization by Caloris Engineering, LLC. Upon request by Caloris Engineering, LLC, this document and all attachments shall be returned to Caloris Engineering, LLC.		BY:	SCALE	NTS	FOR MEIRIT FUNCTIONAL FOODS WINNIPEG, MB	MVR HEATED FORCED CIRCULATION EVAPORATOR SHT 1 OF 2	REV B	
		BY:	DRAWN	DHM				
		BY:	CHECK	08-21-19				BHS
			APPR					
	B	RELEASE WITH PROPOSAL	BY: DHM	09-12-19				
	A	RELEASE WITH PROPOSAL	BY: DHM	08-21-19				

 CALORIS Thermal Process Technologies www.caloris.com (416) 922-8620	DWG # P877-8166
---	------------------------



SCALE			FOR		MVR HEATED FORCED CIRCULATION EVAPORATOR	
DRAWN	06-20-19	DMM	MERIT		FUNCTIONAL FOODS	
CHECK	08-21-19	BHS	WINNIPEG, MB		SHT 2 OF 2	
APPR						
CALORIS™			Thermal Process Technology		DWG # P877-8166	
www.caloris.com (410) 822-8800					REV B	